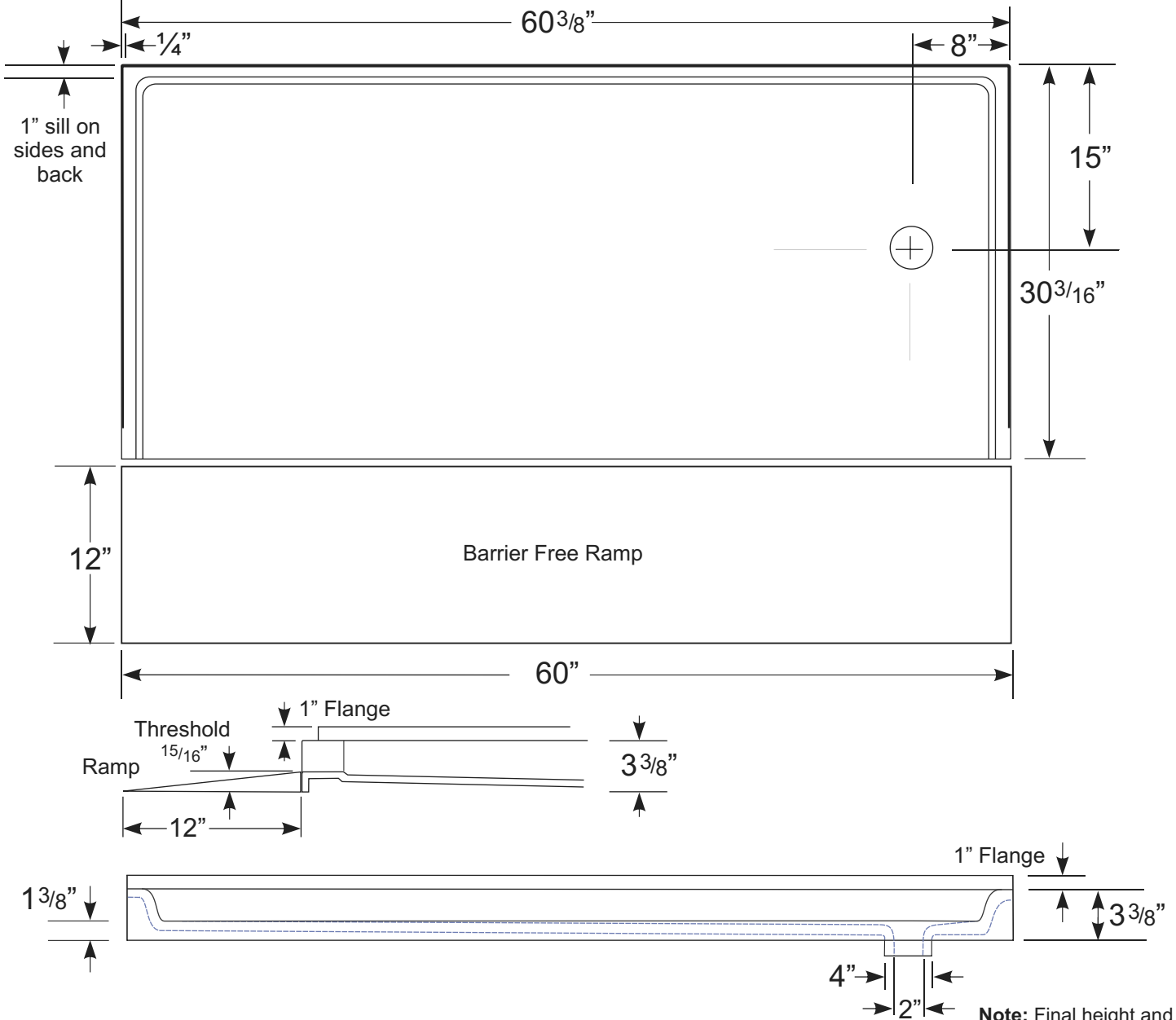


Composite BF-6030 Barrier-Free, End Drain, Shower Pan


The BF-6030 barrier-free shower pan was designed to be used with our **BF-1260 barrier-free ramp** and **BF-FT flexible threshold** to provide wheelchair access to the shower. When wheelchair access is not necessary, the ramp and flexible threshold can be replaced with the **RT-RF removable metal threshold**. The pan has a flange on three sides for use with a 3-wall *AmeriWall* shower enclosure and comes with a self-caulking, wedge-lock drain and strainer. This pan can be used as an option for an industry standard bathtub and can be ordered with a right or left end drain.

The white color of the pans is a very close match to *AmeriWall*. The pans are molded from a single piece of durable, stain and fungus resistant composite material and feature a non-slip surface that doesn't interfere with the flow of water.


Meet **ANSI Specifications Z-124.2**



Available with right or left hand drain. Please specify when ordering.



Right Drain



Left Drain

Note: Final height and width dimensions of the delivered product shall be within reasonable tolerances of the quoted height and width dimensions.